






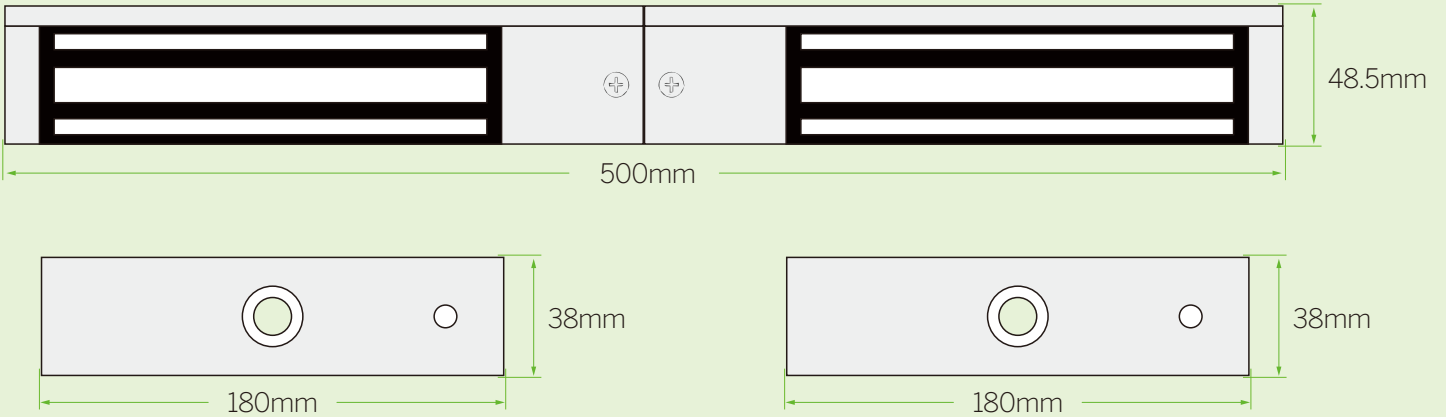
Double door 280KG Electromagnetic lock

EL-600D, EL-600DS, EL-600DSD, EL-600DST

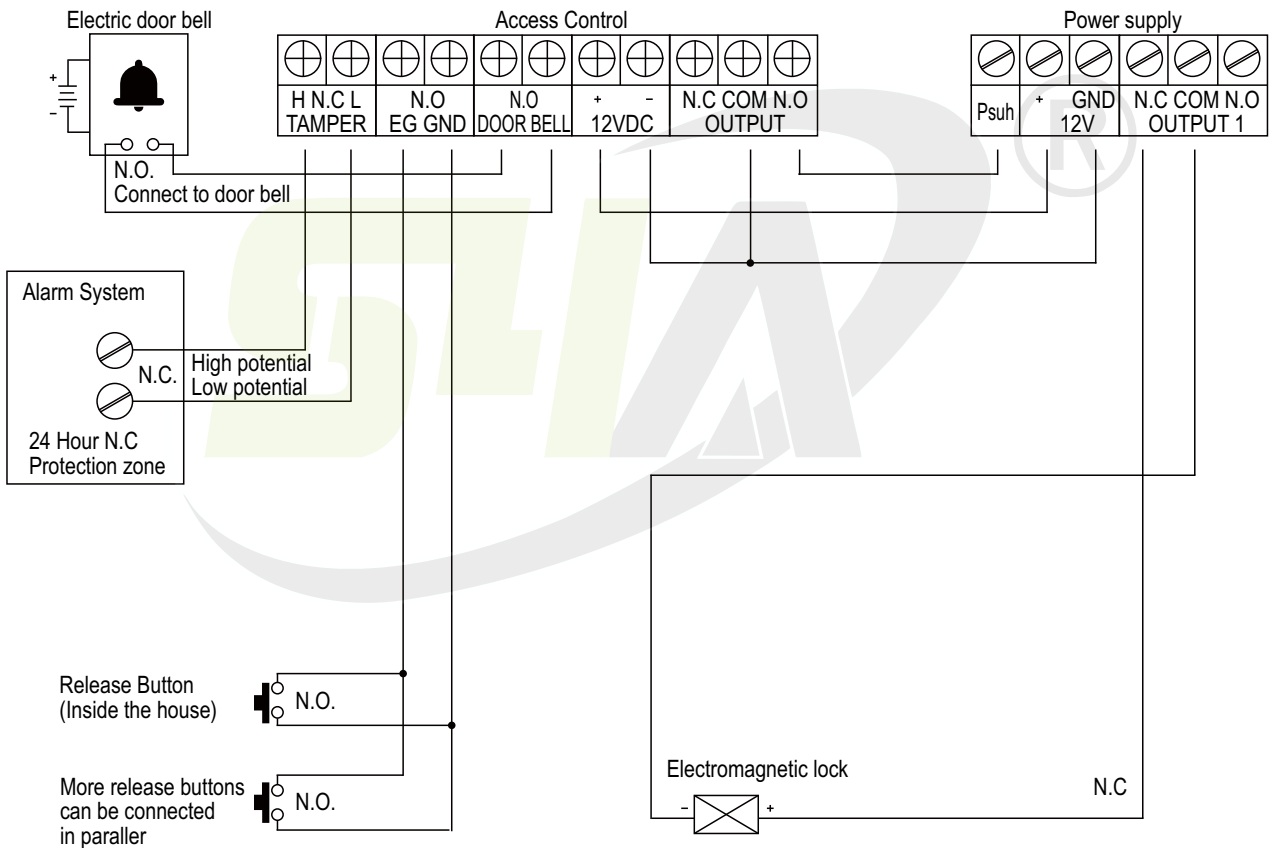
Specifications

EL-600D	Without Signal Output	
EL-600DS	With LED (Red only)	
EL-600DSD	LED, door sensor	 
EL-600DST	LED, door sensor and time delay	  
Lock Size	500Lx48.5Wx25H(mm)	
Armature Plate	180Lx38Wx11H(mm)	
Holding Force	280kgx2 (600Lbsx2)	
Voltage	DC12V or DC24V (adjustable)	
Current Draw	12V/500mAx2 24V/250mAx2	
Signal Output	Dry Contact, Max Rating of Contact Current 3A	
Surface Temp	≤20°C	
Operating Temp	-10°C ~ 55°C (14°F~131°F)	
Suitable Humidity	0~90%(non-condensing)	
Finishes for Shell	Anodized aluminum surface texture processing	
Finishes for Magnetic	Zinc	
Finishes for Armature	Zinc	
Weight	4kg	
Standard Packing	4pcs	

Dimensions



Wiring diagram



S4A Industrial Co., Limited

Address: The 2nd floor, Jinmin'an Industrial Zone, #529, Bulong Rd.
Bantian St. Longgang Dist. Shenzhen, PRC.. CN 518131



Tel: +86 755 29450011

www.s4a-access.com / Email: sales@s4a-access.com
Mob/Whatsapp/Wechat/Viber: +86 134 1050 0721